



1891 Power Reclining Sectional with Power Headrests
[shown with LAF Power Recliner with Power Headrest, Straight Console, Armless Chair, Full Wedge, Armless Power Recliner with Power Headrest, RAF Power Reclining Chaise]



1891-50PH Power Recliner
 with Power Headrest



1891 Power Reclining Sectional with Power Headrests
[shown with LAF Power Recliner with Power Headrest, Armless Chair, Full Wedge, Armless Power Recliner with Power Headrest, RAF Power Reclining Chaise]

1891 leather power sectional



Monet Power Sectional

1891 leather

LAF = Left-Arm-Facing RAF = Right-Arm-Facing	Overall Height	Overall Width	Overall Depth	Seat Height	Seat Width	Seat Depth	Arm Height	Open Depth	Wall Clearance
-50PH Power Recliner with Power Headrest	40	37	40	20	21	21	27	65	5
-19 Armless Chair	40	32	40	20	32	21			
-23 Full Wedge	40	49	49	20	43	21			
-25P LAF Power Reclining Chaise	40	39	62	20	32	44	27	75	13
-26P RAF Power Reclining Chaise	40	39	62	20	32	44	27	75	13
-57PH LAF Power Recliner with Power Headrest	40	39	40	20	32	21	27	65	5
-58PH RAF Power Recliner with Power Headrest	40	39	40	20	32	21	27	65	5
-59PH Armless Power Recliner with Power Headrest	40	32	40	20	32	21		64	5
-72 Straight Console	40	13	40						

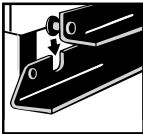
As pictured: 1891-57PH, -72, -19, -23, -59PH, -26P: body leather 822-11
Inset: 1891-50PH: body leather 822-02 | 1891-57PH, -19, -23, -59PH, -26P: body leather 822-11

NOTES

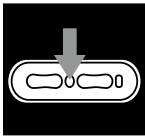
- The 25P and 26P power mechanisms allow you to smoothly recline to any position.
- The 57PH, 58PH, and 59PH power mechanisms allow you to smoothly recline to any position and adjust the headrests.
- Two power buttons allow you to operate the reclining and headrest mechanisms independently. A single USB port is included on each power button control on styles with arms.
- The 72 console features two cup holders and a storage compartment. Two electrical outlets and two USB ports are located inside the storage compartment.
- Removable backs allow for easy lifting and maneuvering through doorways.



Home Button
A home button is included on power headrest styles with arms. The home button returns the headrest and footrest to their original positions.



Interlocking Brackets
Interlocking brackets securely attach one sectional component to another to prevent them from separating even when reclining.



USB On/Off Button
A USB on/off button is included on power headrest styles with arms. The USB on/off button controls the power to the USB port. When the button is out and its red edge is visible, the port is on. When the button is pushed in and the red edge is not visible, the port is off.

	-50PH	-19 -23	-25P -26P	-57PH -58PH	-59PH
Seat Construction					
DualFlex Spring System	●	●	●	●	●
Seat Cushion(s)					
High-Density Cushion (HC)	●	●	●	●	●
Removable					
Attached	●	●	●	●	●
Back Construction					
Attached	●	●	●	●	●
Semi-Attached					
Loose-Pillow					

STOCKED COLOR(S)

Printed samples may vary from actual swatches.
Please refer to swatches for actual color.



822-02
leather/vinyl



822-11
leather/vinyl

822 Leather Rating
Softness: 3
Surface Grain: 3
Special Effect: 2
Serviceability: 2

Please refer to the 4S Leather Rating System catalog page for rating definitions.



Latitudes Collection

© Flexsteel Industries, Inc. 1/18
FLX-CP-LR-SECT-1891



Monet Power Sectional 1891 leather

822 Leather Rating


Softness: 3

Surface Grain: 3

Special Effect: 2

Serviceability: 2

Please refer to the 4S Leather Rating System catalog page for rating definitions.



822-02
leather/vinyl



822-11
leather/vinyl