

# PDS

PERSONAL DESIGN SERIES

The Art of Self-Expression

# PDS

PERSONAL DESIGN SERIES

The Art of Self-Expression

# PDS

PERSONAL DESIGN SERIES

The Art of Self-Expression

## Your home is a reflection of your personal style...

The Personal Design Series program allows you to fully customize any type of upholstered seating to fit your style and room configuration. All of our upholstery is tailored by hand in our dedicated North Carolina plant. The options are virtually endless, but the ordering process is easy.

**Just follow the 10 steps below** to create a look uniquely yours with the comfort and craftsmanship to last a lifetime.

- 1 Select your Frame
- 2 Select your Scale
- 3 Select your Style
- 4 Select your Seat Cushion
- 5 Select your Back Cushion
- 6 Select your Arm Style
- 7 Select your Base
- 8 Select your Body Welt
- 9 Select your Nailhead Trim
- 10 Select your Final Touches

### final touches

#### NO CHARGE OPTIONS for Personal Design Series

Choose any combination to create a custom look.

**Contrast with FABRIC**  
using any fabric  
Grades 1-2-3-4-5

- on both sides of standard throw pillows
- on one side of standard throw pillows
- on seat cushions
- on back cushions

**Contrast with WELT**  
using any fabric  
Grades 1-2-3-4-5

- on standard throw pillows
- on seat cushions
- on back cushions

**Contrast with TRIM**  
on standard  
throw pillows

- add decorative fringe
- add decorative cord

**Contrast with Finish**  
on exposed  
wood legs -  
choose from over  
40 custom finishes.

Arlington is the  
standard finish  
if none is specified.

**SmartCare™**  
INDOOR PERFORMANCE FABRICS

SmartCare indoor performance fabrics offer enhanced stain resistance and durability that allow you to confidently put light fabric colors and sophisticated correlations on upholstery that is used in the most heavily trafficked areas of your home. The fabrics feel as soft and look as vibrant as regular textiles, yet offer an extra measure of protection where friends and family gather. Look for a SmartCare label on the fabric swatch and order with the assurance that your custom upholstery will fit the needs of the most active lifestyles.

**LEXINGTON**  
HOME BRANDS  
lexington.com



Create a look uniquely yours with hand-crafted custom upholstery in **10 easy steps.**

**LEXINGTON**  
HOME BRANDS  
lexington.com

① Select your Frame

Choose from **26 Frame Styles**, including:

- Sofa
- Love Seat
- Sleeper
- Chaise
- Chair
- Swivel Chair
- Ottoman
- Sectional



Straight

The **straight cushion** style is a more contemporary look, allowing the entire front of the arm to be seen.



T-Cushion

The **t-cushion** is a more traditional look, where the cushion overlays the lower part of the arm.

② Select your Scale

PDS I: Standard Size

Overall 38.5"D x 36"H, Seating 22"D x 18"H\*



**6300 Bristol**  
Straight Cushion



**6301 Tanner**  
T-Cushion

④ Select your Seat Cushion



3 Seat Cushions



2 Seat Cushions



1 Seat Cushion

⑤ Select your Back Cushion



Boxed Edge



Knife Edge



Bed Pillow



Scatterback Pillows

PDS II: Larger Size

Overall 40.5"D x 36"H, Seating 24"D x 18"H\*



**6400 Bedford**  
Straight Cushion



**6401 Townsend**  
T-Cushion

⑥ Select your Arm Style

Straight Cushion Arm Styles



Panel



Sock



English



9" Track  
(PDS II only)



6" Track



3" Track  
(PDS I only)



3"W Scoop Track

T-Cushion Arm Styles



Panel



Sock



English



9" Track  
(PDS II only)



6" Track



3" Track  
(PDS I only)

3"W Scoop Track Arm is not available with T-Cushion

\*The frame width will vary depending upon the arm style selected.

## ⑦ Select your Base



9" Kick Pleat



Waterfall



Upholstered



Bun Foot



Large Tapered Leg\*



Medium Tapered Leg\*\*



Tall Tapered Leg\*\*\*

\* The large tapered leg is designed exclusively for use with the 9" track arm.

\*\* On PDS II sectionals, when the large tapered leg is specified, it will be used under the arm panels only. All other legs on the sectional will be the medium tapered leg because the proportions are more aesthetically pleasing.

\*\*\* The tall tapered leg is designed exclusively for use on the 3" scoop (PDS I or PDS II) and 3" track arm options (PDS I). It may not be specified for other arm styles, or used with sleepers, as the mechanism would be visible.

NOTE: The standard finish on exposed wood legs is Arlington. Final Touches offers over 40 other custom finishes at no charge.

## ⑧ Select your Body Welt

- Self-Welt
- Contrast Welt (Upcharge)
- No Welt (Saddle Stitch)

## ⑨ Select your Nailhead Trim - choose from 3/8, 1/2 or 3/4 inch diameter



Old Brass



Old Gold



Pewter



Nickel



Bronze



Smoke



Natural

For an upcharge, nailhead trim may be applied to the base of the Bun Foot, Tapered Leg or Upholstered Base styles. It may also be applied to the arms of the Panel Arm or any of the Track Arm styles.

## ⑩ Select your Final Touches

final touches

### NO CHARGE OPTIONS for Personal Design Series

Choose any combination to create your unique custom upholstery

The Final Touches Program allows you to contrast standard throw pillows, seat cushions, back cushions and welts in fabric grades 1-5 at no charge. It also allows you to add decorative cords and fringes on standard pillows at no charge as well as over 40 custom finishes on exposed wood legs at no charge.

See the back cover of the brochure for details.

PDS

PERSONAL DESIGN SERIES

## Personal Design Series I

Overall 38.5"D x 36"H, Seating 22"D x 18"H

Overall width will vary by the arm style selected. See the order form for details.

Sketches reflect straight seat cushion option (6300), but t-cushion option (6301) is also available.



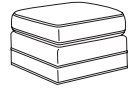
6300-33/6300-63SL



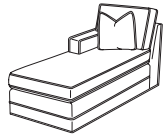
6300-22



6300-11/6300-11SW



6300-44



6300-75L



6300-75R



6300-11A



6300-22A



6300-33A

## Sectional Frames



6300-53L



6300-53R



6300-53LCR



6300-53RCR



6300-52L



6300-52R



6300-51L



6300-51R



6300-51A



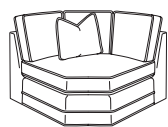
6300-52A



6300-53A



6300-51CR



6300-55



6300-57L




6300-57R

## Personal Design Series II

Overall 40.5"D x 36"H, Seating 24"D x 18"H

Overall width will vary by the arm style selected. See the order form for details.


Sketches reflect straight seat cushion option (6400), but t-cushion option (6401) is also available.



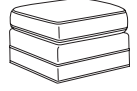
6400-33/6400-63SL



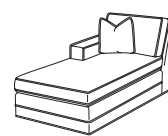
6400-22




6400-11/6400-11SW




6400-44



6400-75L



6400-75R



6400-11A



6400-22A



6400-33A

## Sectional Frames



6400-53L



6400-53R



6400-53LCR



6400-53RCR



6400-52L



6400-52R



6400-51L



6400-51R



6400-51A




6400-52A



6400-53A



6400-51CR



6400-55



6400-57L



6400-57R