

# THERMACELL®

# PATIO SHIELD®

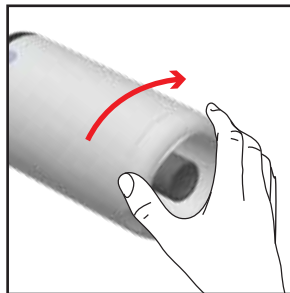
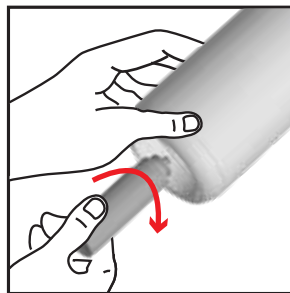
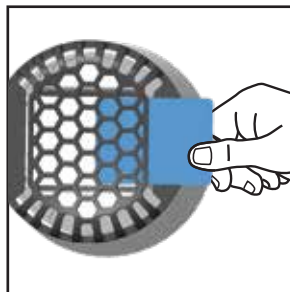
## Mosquito Protection

**KEEP OUT OF REACH OF CHILDREN**  
**CAUTION:** See box for additional  
First Aid and Precautions

Active Ingredient:  
d-cis/trans allethrin . . . . 21.97%  
Other Ingredients . . . . . 78.03%  
Total . . . . . 100.00%  
Contains petroleum distillates


## DIRECTIONS FOR USE

It is a violation of Federal law to use this product in a manner inconsistent with its labeling.




## TO USE THE MOSQUITO REPELLENT

1. Remove one Thermacell® Mosquito Repellent mat from wrapper. Insert the mat under the grill.
2. Remove cap from the butane cartridge and screw cartridge into device. Turn cartridge clockwise until it stops. Make sure the cartridge is fully inserted.
3. To activate the mosquito repellent, grasp the mosquito repeller base and rotate base to the right until the line points to "ON". The gas will begin to flow.
4. Wait approximately 5 to 10 seconds then rotate mosquito repeller collar further to the right until the line points to "START". You should hear a clicking noise.



5. To verify that the mosquito repellent is activated look at the view hole. An orange light will glow. If there is no orange light, turn line back to the “ON” position and repeat rotation to the “START” position two to three times in rapid succession.
6. When finished using the mosquito repeller, rotate the base to the left until the line points to “OFF. Allow mosquito repeller to cool completely before storing.
7. To replace a used mat, make sure line points to “OFF and allow device grill to cool. Push the used mat out by inserting a fresh mat.



## USEFUL TIPS

- Allow 10 to 30 minutes, depending upon the size of the area, for product to take effect.
- This product works best in outdoor areas where there is minimal air movement, such as yards and outdoor campsites.
- Provides a maximum of 4 hours mosquito repellency per mat.
- Use additional mosquito repellents to cover a larger area.
- Original and Max Life Thermacell refill mats are effective in Thermacell mosquito repellent devices.
- Mats turn from pale blue to white when mosquito repellent has been used up and needs to be replaced.
- Some visible vapor will appear during use; this is normal.
- Altitudes above 4,000 ft can effect product performance.

## Use Restrictions

Only for outdoor use as a mosquito repellent. Do not use indoors, in tents or in any enclosed area. Do not insert anything other than Thermacell® mats into the mosquito repeller. Cover or remove all exposed food. Do not leave mosquito repeller unattended or use in windy conditions. Do not expose mosquito repeller or mats to rain. Place mosquito repeller on a flat, stable surface with the grill facing upward. Do not touch the grill; it will be hot after a couple of minutes. Clean with a damp cloth only when the mosquito repeller is cool and inactive. Only Thermacell® mats and cartridges will work in this mosquito repeller.

## TROUBLESHOOTING

### If you do not see an orange glow through view window

1. Repeat directions "To Turn ON".
2. If there is still no orange light visible, make sure the fuel cartridge is completely screwed into place. Repeat "Turn On" directions. Confirm the orange glow is visible.
3. Check the amount of fuel in the cartridge.  
If cartridge is empty or near empty, remove cartridge and replace with a new cartridge. Repeat "Turn On" directions. Confirm the orange glow is visible.

### Not sure product is working?

1. Place product upwind for maximum mosquito repellency.  
Windy conditions can reduce mosquito repellent effectiveness.
2. Check the mosquito repellent mat. Mats turn from pale blue to white when it has been used up. See directions to replace Thermacell Mosquito Repellent Mat.
3. Check the amount of fuel in the cartridge. If cartridge is empty or near empty, remove cartridge and replace with a new Thermacell cartridge. Repeat "Turn On" directions. Confirm the orange glow is visible.

### Still have questions?

Call customer service at 1-866-753-3837 or email [Service@Thermacell.com](mailto:Service@Thermacell.com)

### STORAGE AND DISPOSAL

Do not contaminate water, food or feed by storage or disposal. **Pesticide Storage:** Store unused mats in original box in a cool, dry place inaccessible to children and pets. Store mosquito repeller and butane cartridges in original box in a cool, dry place away from sources of heat.

**Pesticide Disposal and Container Handling:** Non-refillable container; do not refill or reuse this container. **If cartridge is empty or for used mats:** Do not reuse empty packaging, wrappers or cartridges. Do not puncture or incinerate empty cartridges. Place in trash or offer for recycling if available. **If cartridge is partly filled or for unused mats:** Call your local solid waste agency for disposal instructions. Never place unused mats down any indoor or outdoor drain. **For unwanted mosquito repeller:** Place in trash or offer for recycling if available.

### PRECAUTIONARY STATEMENTS

#### Hazards to Humans & Domestic Animals

**CAUTION:** Contains petroleum distillates.

Harmful if swallowed or absorbed through skin. Causes moderate eye irritation. Avoid contact with skin, eyes or clothing. Wash hands thoroughly with soap and water after handling and before eating, drinking, chewing gum, using tobacco or using the toilet. Remove and wash contaminated clothing before reuse.